

# CONCIERGE CC5000-27 SET UP and INSTALLATION GUIDE



Zebra reserves the right to make changes to any product to improve reliability, function, or design. Zebra does not assume any product liability arising out of, or in connection with, the application or use of any product, circuit, or application described herein. No license is granted, either expressly or by implication, estoppel, or otherwise under any patent right or patent, covering or relating to any combination, system, apparatus, machine, material, method, or process in which Zebra products might be used. An implied license exists only for equipment, circuits, and subsystems contained in Zebra products.

## **Warranty**

For the complete Zebra hardware product warranty statement, go to:  
<http://www.zebra.com/warranty>.

## **For Australia Only**

For Australia Only. This warranty is given by Zebra Technologies Asia Pacific Pte. Ltd., 71 Robinson Road, #05-02/03, Singapore 068895, Singapore. Our goods come with guarantees that cannot be excluded under the Australia Consumer Law. You are entitled to a replacement or refund for a major failure and compensation for any other reasonably foreseeable loss or damage. You are also entitled to have the goods repaired or replaced if the goods fail to be of acceptable quality and the failure does not amount to a major failure. Zebra Technologies Corporation Australia's limited warranty above is in addition to any rights and remedies you may have under the Australian Consumer Law. If you have any queries, please call Zebra Technologies Corporation at +65 6858 0722. You may also visit our website: <http://www.zebra.com> for the most updated warranty terms.

## **Service Information**

If you have a problem using the equipment, contact your facility's Technical or Systems Support. If there is a problem with the equipment, they will contact the Zebra Global Support Center at: <http://www.zebra.com/support>.

### Concierge CC5000-27 Features

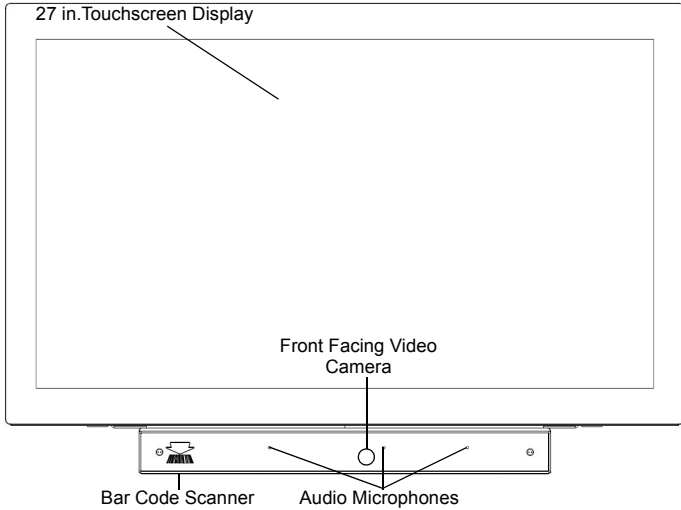


Figure 1. Front View

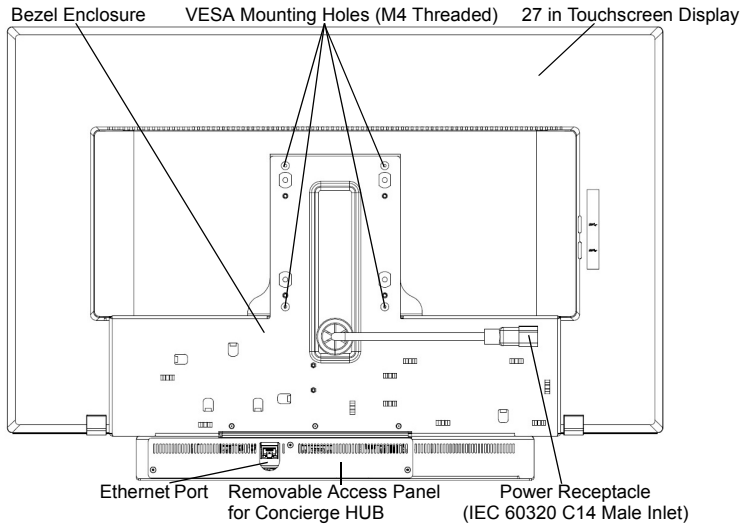


Figure 2. Rear View

## Overview

The Concierge CC5000-27 is a pre-assembled system consisting of the following:

- 27 in. touchscreen display
- Concierge HUB
- Bar code scanner
- Bezel enclosure
- Associated pre-wired cabling.

The final system hardware configuration may change based on customer preference, including additional accessories (sold separately).

The final system mounting/installation is decided by the customer (e.g., mounting the system on a wall, on a stand, or within a customer designed enclosure).

Ensure the mounting configuration allows end-users to easily interact with the Concierge touchscreen, and allows adequate space for end-users to scan products using the bar code scanner.

## Unpacking

Carefully remove the Concierge CC5000-27 from the packaging to avoid damaging the touchscreen display, and associated hardware. Once removed from its packaging, inspect it for damage.

Keep the packaging. It is the approved shipping container, and should be used if the CC5000-27 needs to be returned for servicing.

## Cleaning and Maintenance


- Always turn off the product before cleaning.
- The touchscreen surface may be cleaned using a soft clean cloth moistened with mild window glass commercial cleaners.
- Use a soft cloth moistened with mild detergent to clean the display housing.
- Do not touch the display screen surface with sharp or hard objects.
- Do not use abrasive cleaners, waxes or solvents for cleaning.
- Do not operate the product under the following conditions:
  - Extremely hot, cold, or humid environments.
  - Near any appliance generating a strong magnetic field.
  - In direct sunlight.


## Configuration Notes


The instructions, and screen captures in this guide describe default software applications included with the Concierge (a typical Concierge configuration).

Customers and/or partners may develop, and install additional custom software applications which run on the Concierge. In addition, customers and/or partners may choose to add their own hardware accessories prior to installation. Therefore, actual software and hardware configurations may vary at individual sites.

## Mounting the CC5000-27

 **NOTE** The instructions in this guide provide basic installation guidance for the Concierge CC5000-27 system.

 **WARNING!** Always utilize professional installers to safely install, mount, and supply power to the Concierge CC5000-27. Always ensure CC5000-27 mounting, and power routing meets regional building codes.

 **IMPORTANT** The wall outlet must be located near the CC5000-27, and be easily accessible.

**IMPORTANT** Slots and openings in the back of the unit are provided for ventilation. To ensure reliable operation of the unit, and to protect it from overheating, ensure these openings are not blocked or covered.

Mounting brackets are not sold with the CC5000-27 system. Obtain the appropriate mounting brackets to mount the CC5000-27 using a mounting bracket which complies with the VESA mounting standard(100 mm x 100 mm).

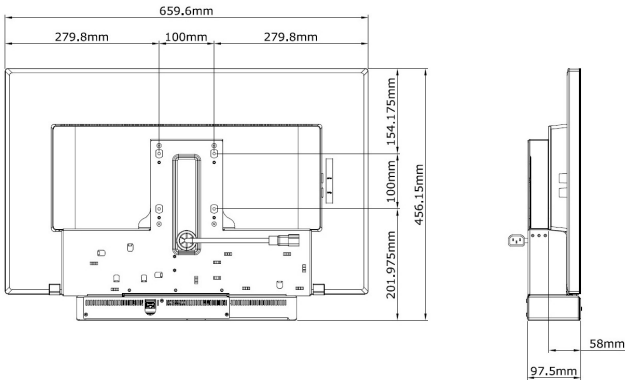
The total weight of the CC5000-27 system (without additional accessories, or modifications is 23.6lb/10.7 kg).

For safety purposes, mounting brackets should be certified to support the total weight of the final system (including additional accessories, or modifications by the customer).

To mount the CC5000-27 using the appropriate mounting bracket:

1. The CC5000-27 mounting inserts are M4 x 10 mm. When selecting the appropriate screw length, ensure its length safely engages the threads, but does not penetrate the CC5000-27 bezel enclosure more than 0.39 in./10 mm.
2. Align the mounting holes on the selected mounting bracket with the mounting holes on the CC5000-27 bezel enclosure.

3. Insert, and tighten the screws through each of the four aligned mounting holes.



**Figure 3.** CC5000-27 Mounting Dimensions


## Getting Started

1. Mount the CC5000-27 as described in [Mounting the CC5000-27 on page 5](#).
2. Obtain a power cord (60320 C13 IEC) that is appropriate for your region and amperage.
3. Securely plug-in the C13 female end of the power cord into the C14 male end of the power receptacle located in the back of the CC5000-27.
4. Plug-in the male end of the power cord to the wall socket.
5. The Concierge software automatically boots to the *Concierge Home* page (see [Figure 4](#)).


## Entering Admin Mode

To enter into *Admin* mode:

1. Touch and hold the area in the bottom right of the *Home* page for five seconds to activate the *Admin* pass code keypad.



**Figure 4.** Home Page

2. Touch the appropriate numbers on the keypad to enter the pass code, and press  to enter *Admin* mode.






Figure 5. *Admin Home Page*

- ✓ **NOTE** The default pass code for *Admin* mode is 5678. The Admin pass code for your configuration may have been revised. Consult your system administrators for the correct pass code.

3. To exit *Admin* mode, press  **END SESSION**.

## Connecting to a WLAN Network

To set up a WLAN network:

1. Enter *Admin* mode by following the steps in [Entering Admin Mode on page 6](#).
2. Touch  (*App* icon) in the upper right corner of the screen to display the *Apps* screen.

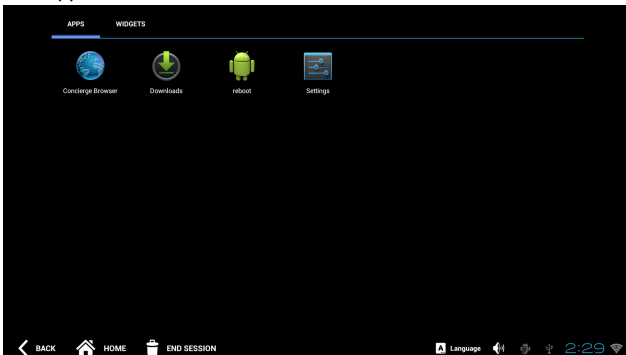

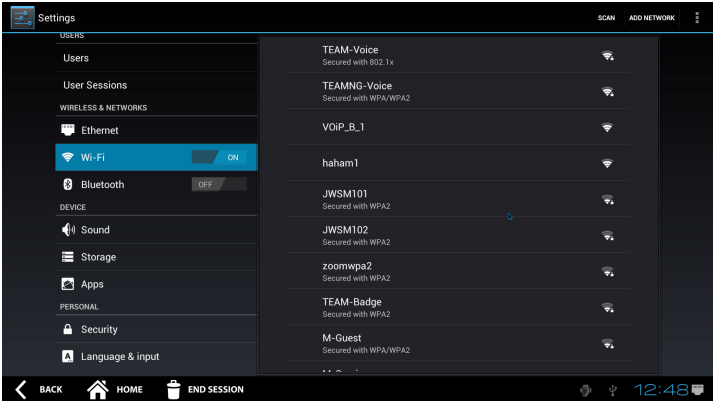
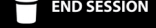


Figure 6. *Apps Screen*

3. Touch  (Settings icon) to display the *Settings* screen (see [Figure 7](#)).
4. Ensure Wi-Fi is set to *ON*; then select the desired Wi-Fi network. If the network is encrypted, a prompt displays to enter the network password.





**Figure 7.** *Settings* Screen

5. When successfully connected, press  to exit *Admin* mode.

## Connecting to a LAN Network

To set up a LAN network:

1. Ensure an ethernet cable is connected to the ethernet port accessible in the rear of the unit (see [Rear View on page 3](#)).
2. Enter *Admin* mode by following the steps in [Entering Admin Mode on page 6](#).
3. Touch  (App icon) in the upper right corner of the screen to display the *Apps* screen (see [Figure 6](#)).
4. Touch  (Settings icon) to display the *Settings* screen (see [Figure 7](#)).

5. Select Ethernet; then select **Ethernet Configuration** Configure Ethernet devices to configure your ethernet connection.

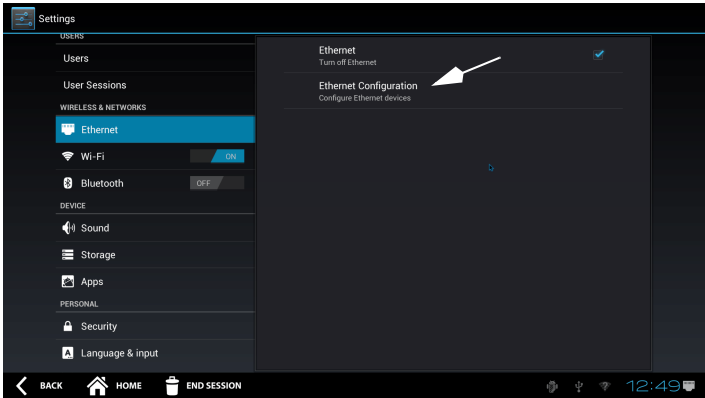


Figure 8. Ethernet Settings

6. When successfully connected, press **END SESSION** to exit *Admin* mode.

## Additional Administrative Options

Refer to the online *Concierge CC5000-XX Product Reference Guide* (p/n MN000209A01) for instructions regarding additional administrative options for the CC5000-27.

## Scanning Bar Codes

To scan bar codes:

1. Hold a bar-coded item approximately 6 to 12 inches from the scanner's exit window.
2. When the scanner's proximity sensor senses the item a red LED, and laser aiming pattern projects which enables the user to position the bar code within its field of view.
3. Center the printed bar code symbol within the aiming pattern, ensuring the entire symbol is within the illuminated rectangular area formed by the cross pattern.
4. Upon a successful scan, bar code data transmits to the Concierge application.

## Powering Down

To power down the CC5000-27, unplug the power supply from the back of the unit.

## Regulatory Information

This guide applies to the following Model Number: CC5000-27.

All Zebra devices are designed to be compliant with rules and regulations in locations they are sold and will be labeled as required.

Local language translations are available at the following website:

<http://www.zebra.com/support>.

Any changes or modifications to Zebra equipment, not expressly approved by Zebra, could void the user's authority to operate the equipment.

Declared maximum operating temperature: 40° C.

### Wireless Device Country Approvals

Regulatory markings, subject to certification, are applied to the device signifying the radio(s) is/are approved for use in the following countries: United States, Canada, Japan, China, S. Korea, Australia, and Europe.

Please refer to the Declaration of Conformity (DoC) for details of other country markings. This is available at <http://www.zebra.com/doc>.

**Note:** Europe includes, Austria, Belgium, Bulgaria, Czech Republic, Cyprus, Denmark, Estonia, Finland, France, Germany, Greece, Hungary, Iceland, Ireland, Italy, Latvia, Liechtenstein, Lithuania, Luxembourg, Malta, Netherlands, Norway, Poland, Portugal, Romania, Slovak Republic, Slovenia, Spain, Sweden, Switzerland and the United Kingdom.

Operation of the device without regulatory approval is illegal.



### Country Roaming

This device incorporates the International Roaming feature (IEEE802.11d) which will ensure the product operates on the correct channels for the particular country of use.

### Frequency of Operation – FCC and IC

#### 5 GHz Only

The use in the UNII (Unlicensed National Information Infrastructure) band 1 (5150-5250 MHz) is restricted to Indoor Use Only; any other use will make the operation of this device illegal.

#### Industry Canada Statement

**Caution:** The device for the band 5150-5250 MHz is only for indoor usage to reduce potential for harmful interference to co-Channel mobile satellite systems. High power radars are allocated as primary users (meaning they have priority) of 5250-5350 MHz and 5650-5850 MHz and these radars could cause interference and/or damage to LE-LAN devices.

**Avertissement:** Le dispositif fonctionnant dans la bande 5150-5250 MHz est réservé uniquement pour une utilisation à l'intérieur afin de réduire les risques de brouillage préjudiciable aux systèmes de satellites mobiles utilisant les mêmes canaux.

Les utilisateurs de radars de haute puissance sont désignés utilisateurs principaux (c.-à-d., qu'ils ont la priorité) pour les bands 5250-5350 MHz et 5650-5850 MHz et que ces radars pourraient causer du brouillage et/ou des dommages aux dispositifs LAN-EL.

## Health and Safety Recommendations



### Ergonomic Recommendations

**Caution:** In order to avoid or minimize the potential risk of ergonomic injury follow the recommendations below. Consult with your local Health & Safety Manager to ensure that you are adhering to your company's safety programs to prevent employee injury.

- Reduce or eliminate repetitive motion
- Maintain a natural position
- Reduce or eliminate excessive force
- Keep objects that are used frequently within easy reach
- Perform tasks at correct heights

- Reduce or eliminate vibration
- Reduce or eliminate direct pressure
- Provide adjustable workstations
- Provide adequate clearance
- Provide a suitable working environment
- Improve work procedures.

## Scanner Labeling



COMPLIES WITH 21CFR1040.10 & 1040.11 EXCEPT FOR DEVIATIONS PURSUANT TO LASER NOTICE NO. 50, DATED JUNE 24, 2007 AND IEC/EN 60825-1:2007 AND/OR IEC/EN 60825-1:2014.

The laser classification is marked on one of the labels on the device.

Class 1 Laser devices are not considered to be hazardous when used for their intended purpose. The following statement is required to comply with US and international regulations:

Class 2 laser scanners use a low power, visible light diode. As with any very bright light source, such as the sun, the user should avoid staring directly into the light beam. Momentary exposure to a Class 2 laser is not known to be harmful.



**CAUTION:** Use of controls, adjustments or performance of procedures other than those specified herein may result in hazardous laser light exposure.

## LED Devices

Complies with IEC/EN60825-1:2001 & IEC/EN62471:2006

CAUTION - CLASS 1M LED LIGHT WHEN OPEN. DO NOT VIEW DIRECTLY WITH OPTICAL INSTRUMENTS.

VORSICHT - LED LICHT KLASSE - 1M, WENN ABDECKUNG GEOFFNET.

NICHT DIREKT MIT OPTISCHEN INSTRUMENTEN BETRACHTEN.

ATTENTION - CLASSE 1M LUMIERE LED UN FOIS OUVERT. NE PAS

REGARDER DIRECTEMENT AVEC DES INSTRUMENTS OPTIQUES.

注意：打开时 有1M类LED辐射 勿通过光学仪器直视光束

## Radio Frequency Interference Requirements-FCC



Tested to comply  
with FCC Standards

FOR HOME OR OFFICE USE

**Note:** This equipment has been tested and found to comply with the limits for a Class B digital device, pursuant to Part 15 of the FCC rules. These limits are designed to provide reasonable protection against harmful interference in a residential installation.

This equipment generates, uses and can radiate radio frequency energy and, if not installed and used in accordance with the

instructions, may cause harmful interference to radio communications. However there is no guarantee that interference will not occur in a particular installation. If this equipment does cause harmful interference to radio or television reception, which can be determined by turning the equipment off and on, the user is encouraged to try to correct the interference by one or more of the following measures:

- Reorient or relocate the receiving antenna
- Increase the separation between the equipment and receiver
- Connect the equipment into an outlet on a circuit different from that to which the receiver is connected
- Consult the dealer or an experienced radio/TV technician for help.

### Radio Transmitters (Part 15)

This device complies with Part 15 of the FCC Rules. Operation is subject to the following two conditions: (1) this device may not cause harmful interference, and (2) this device must accept any interference received, including interference that may cause undesired operation.

The use of 5 GHz WLANs, for use in the US, have the following restrictions:

- Notched Band 5.60 – 5.65 GHz

### Radio Frequency Interference Requirements- Canada

This Class B digital apparatus complies with Canadian ICES-003.

Cet appareil numérique de la classe B est conforme à la norme NMB-003 du Canada.

CAN ICES-3 (B)/NMB-3(B)

### Radio Transmitters

For RLAN Devices:

The use of 5 GHz RLAN's, for use in Canada, have the following restrictions:

- Restricted Band 5.60 – 5.65 GHz

This device complies with RSS 210 of Industry Canada. Operation is subject to the following two conditions: (1) this device may not cause harmful interference and (2) this device must accept any interference received, including interference that may cause undesired operation.

Ce dispositif est conforme à la norme CNR-210 d'Industrie Canada applicable aux appareils radio exempts de licence. Son fonctionnement est sujet aux deux conditions suivantes: (1) le dispositif ne doit pas produire de brouillage préjudiciable, et (2) ce dispositif doit accepter tout brouillage reçu, y compris un brouillage susceptible de provoquer un fonctionnement indésirable.

Label Marking: The Term "IC:" before the radio certification only signifies that Industry Canada technical specifications were met.

### Marking and European Economic Area (EEA)

The use of 2.4GHz RLAN's, for use through the EEA, have the following restrictions:

- Maximum radiated transmit power of 100 mW EIRP in the frequency range 2.400 - 2.4835 GHz.

Bluetooth® Wireless Technology for use through the EEA has the following restrictions:

- Maximum radiated transmit power of 100mW EIRP in the frequency range 2.400 - 2.4835 GHz

### Statement of Compliance

Zebra hereby declares that this radio equipment is in compliance with Directive 2011/65/EU and 1999/5/EC or 2014/53/EU (2014/53/EU supersedes 1999/5/EC from 13th June 2017). The full text of the EU Declaration of Conformity is available at the following internet address:

<http://www.zebra.com/doc>.

### Japan (VCCI) - Voluntary Control Council for Interference

この装置は、情報処理装置等電波障害自主規制協議会（VCCI）の基準に基づくクラスB情報技術装置です。この装置は、家庭環境で使用することを目的としていますが、この装置がラジオやテレビジョン受信機に近接して使用されると、受信障害を引き起こすことがあります。取扱説明書に従って正しい取り扱いをして下さい。

This is a Class B product based on the standard of the Voluntary Control Council for Interference from Information Technology Equipment (VCCI). If this is used near a radio or television receiver in a domestic environment, it may cause radio interference. Install and use the equipment according to the instruction manual.

### Korea Warning Statement for Class B ITE

기종 별	사용자 안내 문
B 급 기기 (가정용 방송통신기자재)	이 기기는 가정용 (B 급) 전자파적합기기로서 주로 가정에서 사용하는 것을 목적으로 하며, 모든 지역에서 사용할 수 있습니다.

Class	User's Guide
Class B (Broadcasting Communication Device for Home Use)	This device obtained EMC registration mainly for home use (Class B) and may be used in all areas.

**Other Countries****Australia**

Use of 5GHz RLAN's in Australia is restricted in the following band 5.50 – 5.65GHz.

**Brazil (UNWANTED EMISSIONS - ALL PRODUCTS)****Regulatory declarations for CC5000-27 - BRAZIL**

Note: The certification mark applied to the CC5000-27 is for Restrict Radiation Equipment. This equipment operates on a secondary basis and does not have the right for protection against harmful interference from other users including same equipment types. Also this equipment must not cause interference to systems operating on primary basis.

For more information consult the website [www.anatel.gov.br](http://www.anatel.gov.br).

**Declarações Regulamentares para CC5000-27 - Brasil**

Nota: A marca de certificação se aplica ao Transceptor, modelo CC5000-27. Este equipamento opera em caráter secundário, isto é, não tem direito a proteção contra interferência prejudicial, mesmo de estações do mesmo tipo, e não pode causar interferência a sistemas operando em caráter primário.

Para maiores informações sobre ANATEL consulte o site: [www.anatel.gov.br](http://www.anatel.gov.br).

Este equipamento opera em caráter secundário, isto é, não tem direito a proteção contra interferência prejudicial, mesmo de estações do mesmo tipo, e não pode causar interferência a sistemas operando em caráter primário.

**Chile**

Este equipo cumple con la Resolución No 403 de 2008, de la Subsecretaria de telecomunicaciones, relativa a radiaciones electromagnéticas.

This device complies with the Resolution Not 403 of 2008, of the Undersecretary of telecommunications, relating to electromagnetic radiation.

**China**

Quality Certificate in Chinese when the factory has ISO 9001 certification.

**合格证** : Quality Certificate

**Mexico**

Restrict Frequency Range to: 2.450 – 2.4835 GHz.

La operación de este equipo está sujeta a las siguientes dos condiciones: (1) es posible que este equipo o dispositivo no cause interferencia perjudicial y (2) este equipo o dispositivo debe aceptar cualquier interferencia, incluyendo la que pueda causar su operación no deseada.

The operation of this device is subject to the following two conditions: (1) this equipment or device must not cause harmful interference and (2) this equipment or device must accept any interference, including interference which could otherwise cause its undesired operation.

**S. Korea**

For a radio equipment using 2400~2483.5MHz or 5725~5825MHz, the following two expression should be displayed;

가

**Taiwan****臺灣****低功率電波輻射性電機管理辦法****第十二條**

經型式認證合格之低功率射頻電機，非經許可，公司、商號或使用者均不得擅自變更頻率、加大功率或變更原設計之特性及功能。

**第十四條**

低功率射頻電機之使用不得影響飛航安全及干擾合法通信；經發現有干擾現象時，應立即停用，並改善至無干擾時方得繼續使用。

前項合法通信，指依電信規定作業之無線電通信。

低功率射頻電機須忍受合法通信或工業、科學及醫療用電波輻射性電機設備之干擾。

在 5.25-5.35 兆赫頻帶內操作之無線資訊傳輸設備，限於室內使用。

**S. Korea**

당해 무선설비는 운용 중 전파혼신 가능성이 있음

당해 무선설비는 전파혼신 가능성이 있으므로 인명안전과 관련된 서비스는 할 수 없습니다.

**Ukraine**

Дане обладнання відповідає вимогам технічного регламенту № 1057, 2008 на обмеження щодо використання деяких небезпечних речовин в електричних та електронних пристроях.

**Thailand**

เครื่องโทรคมนาคมและอุปกรณ์ นี้ มีความสอดคล้อง อดตามข้อกำหนดของ กททช .

**Turkish WEEE Statement of Compliance**

EEE Yönetmeliğine Uygundur.

**Waste Electrical and Electronic Equipment (WEEE)**

**English:** For EU Customers: All products at the end of their life must be returned to Zebra for recycling. For information on how to return product, please go to: <http://www.zebra.com/weee>.

**Bulgarian:** За клиенти от ЕС: След края на ползването им всички продукти трябва да се връщат на Zebra за рециклиране. За информация относно връщането на продукти, моля отидете на адрес: <http://www.zebra.com/weee>.

**Čeština:** Pro zákazníky z EU: Všechny produkty je nutné po skončení jejich životnosti vrátit společnosti Zebra k recyklaci. Informace o způsobu vrácení produktu najdete na webové stránce: <http://www.zebra.com/weee>.

**Dansk:** Til kunder i EU: Alle produkter skal returneres til Zebra til recirkulering, når de er udtjent. Læs oplysningerne om returnering af produkter på: <http://www.zebra.com/weee>.

**Deutsch:** Für Kunden innerhalb der EU: Alle Produkte müssen am Ende ihrer Lebensdauer zum Recycling an Zebra zurückgesandt werden. Informationen zur Rücksendung von Produkten finden Sie unter <http://www.zebra.com/weee>.

**Ελληνικά:** Για πελάτες στην Ε.Ε.: Όλα τα προϊόντα, στο τέλος της διάρκειας ζωής τους, πρέπει να επιστρέφονται στην Zebra για ανακύκλωση. Για περισσότερες πληροφορίες σχετικά με την επιστροφή ενός προϊόντος, επισκεφθείτε τη διεύθυνση <http://www.zebra.com/weee> στο Διαδίκτυο.

**Eesti:** EL klientidele: kõik tooted tuleb nende eluea lõppedes tagastada taaskasutamise eesmärgil Zebra'ile. Lisainformatsiooni saamiseks toote tagastamise kohta külastage palun aadressi: <http://www.zebra.com/weee>.

**Español:** Para clientes en la Unión Europea: todos los productos deberán entregarse a Zebra al final de su ciclo de vida para que sean reciclados. Si desea más información sobre cómo devolver un producto, visite: <http://www.zebra.com/weee>.

**Français:** Clients de l'Union Européenne : Tous les produits en fin de cycle de vie doivent être retournés à Zebra pour recyclage. Pour de plus amples informations sur le retour de produits, consultez : <http://www.zebra.com/weee>.

**Italiano:** per i clienti dell'UE: tutti i prodotti che sono giunti al termine del rispettivo ciclo di vita devono essere restituiti a Zebra al fine di consentirne il riciclaggio. Per informazioni sulle modalità di restituzione, visitare il seguente sito Web: <http://www.zebra.com/weee>.

**Latviešu:** ES klientiem: visi produkti pēc to kalpošanas mūža beigām ir jānogādā atpakaļ Zebra otrreizējai pārstrādei. Lai iegūtu informāciju par produktu nogādāšanu Zebra, lūdzu, skatiet: <http://www.zebra.com/weee>.

**Lietuvių:** ES vartotojams: visi gaminiai, pasibaigus jų eksploatacijos laikui, turi būti grąžinti utilizuoti į kompaniją „Zebra“. Daugiau informacijos, kaip grąžinti gaminį, rasite: <http://www.zebra.com/weee>.

**Magyar:** Az EU-ban vásárlóknak: Minden tönkrement terméket a Zebra vállalatához kell eljuttatni újrahasznosítás céljából. A termék visszajuttatásának módjával kapcsolatos tudnivalókért látogasson el a <http://www.zebra.com/weee> weboldalra.

**Malti:** Għal klijenti fl-UE: il-prodotti kollha li jkun u waslu fl-aħħar tal-ħajja ta' l-użu tagħhom, iridu jiġu rritornati għand Zebra għar-riċiklaġġ. Għal aktar taġġir dwar kif għandek tirritorna l-prodott, jekk jogħġbok żur: <http://www.zebra.com/weee>.

**Nederlands:** Voor klanten in de EU: alle producten dienen aan het einde van hun levensduur naar Zebra te worden teruggezonden voor recycling. Raadpleeg <http://www.zebra.com/weee> voor meer informatie over het terugzenden van producten.

**Polski:** Klienci z obszaru Unii Europejskiej: Produkty wycofane z eksploatacji należą zwrócić do firmy Zebra w celu ich utylizacji. Informacje na temat zwrotu produktów znajduj<sup>1</sup> się na stronie internetowej <http://www.zebra.com/weee>.

**Português:** Para clientes da UE: todos os produtos no fim de vida devem ser devolvidos à Zebra para reciclagem. Para obter informações sobre como devolver o produto, visite: <http://www.zebra.com/weee>.

**Românesc:** Pentru clienții din UE: Toate produsele, la sfârșitul duratei lor de funcționare, trebuie returnate la Zebra pentru reciclare. Pentru informații despre returnarea produsului, accesați: <http://www.zebra.com/weee>.

**Slovenčina:** Pre zákazníkov z krajín EU: Všetky výrobky musia byť po uplynutí doby ich životnosti vrátené spoločnosti Zebra na recykláciu. Bližšie informácie o vrátení výrobkov nájdete na: <http://www.zebra.com/weee>.

**Slovenski:** Za kupce v EU: vsi izdelki se morajo po poteku življenjske dobe vrniti podjetju Zebra za reciklažo. Za informacije o vračilu izdelka obiščite: <http://www.zebra.com/weee>.

**Suomi:** Asiakkaat Euroopan unionin alueella: Kaikki tuotteet on palautettava kierrätettäväksi Zebra-yhtiöön, kun tuotetta ei enää käytetä. Lisätietoja tuotteen palauttamisesta on osoitteessa <http://www.zebra.com/weee>.

**Svenska:** För kunder inom EU: Alla produkter som uppnått sin livslängd måste returneras till Zebra för återvinning. Information om hur du returnerar produkten finns på <http://www.zebra.com/weee>.

**Türkçe:** AB Müşterileri için: Kullanım süresi dolan tüm ürünler geri dönüştürme için Zebra'ya iade edilmelidir. Ürünlerin nasıl iade edileceği hakkında bilgi için lütfen şu adresi ziyaret edin: <http://www.zebra.com/weee>.

## Software Support

Zebra wants to ensure that customers have the latest entitled software at the time of device purchase in order to keep the device operating at peak performance levels. To confirm that your Zebra device has the latest entitled software available at the time of purchase, visit <http://www.zebra.com/support>. Check for the latest software from

Support > Zebra Products, or search for the device and select Support > Software Downloads.

If your device does not have the latest entitled software as of your device purchase date, e-mail Zebra at [entitlementservices@zebra.com](mailto:entitlementservices@zebra.com) and ensure you include the following essential device information:

• Model number	• Serial number
• Proof of purchase	• Title of the software download you are requesting

If it is determined by Zebra that your device is entitled to the latest version of software, as of the date you purchased your device, you will receive an e-mail containing a link directing you to a Zebra Web site to download the appropriate software.

## SYMBOL TECHNOLOGIES, INC. END USER LICENSE AGREEMENT

BY INSTALLING AND/OR USING THIS PRODUCT, YOU ACKNOWLEDGE THAT YOU HAVE READ THIS AGREEMENT, UNDERSTAND IT AND AGREE TO BE BOUND ITS TERMS. IF YOU DO NOT AGREE TO THE TERMS OF THIS AGREEMENT, SYMBOL TECHNOLOGIES, INC. IS NOT WILLING TO LICENSE THE PRODUCT TO YOU, AND YOU MUST NOT USE OR INSTALL THIS PRODUCT.

Grant of License. Symbol Technologies, Inc. grants you ("Licensee" or "you") a personal, nonexclusive, nontransferable, nonassignable, no cost license to use the software and documentation ("Product(s)") subject to the terms and conditions of this Agreement. You shall use the Products only for your internal business purposes, exclusively to support Symbol Technologies, Inc. devices. Any use of the Products outside of the conditions set forth herein is strictly prohibited and will be deemed a breach of this Agreement resulting in immediate termination of your License. In the event of a breach of this Agreement, Symbol Technologies, Inc. will be entitled to all available remedies at law or in equity (including immediate injunctive relief and repossession of all Products unless Licensee is a Federal agency of the United States Government).

You shall not distribute, sublicense, rent, loan, lease, export, re-export, resell, ship or divert or cause to be exported, re-exported, resold, shipped or diverted, directly or indirectly, the Products under this Agreement. You shall not, and shall not permit others to: (i) modify, translate, decompile, bootleg, reverse engineer, disassemble, or extract the inner workings of the Products, (ii) copy the look-and-feel or functionality of the Products; (iii) remove any proprietary notices, marks, labels, or logos from the Products; (iv) rent or transfer all or some of the Products to any other party without Symbol Technologies, Inc.' prior written consent; or (v) utilize any computer software

or hardware which is designed to defeat any copy protection device, should the Products be equipped with such a protection device.

Title to all copies of Products will not pass to Licensee at any time and remains vested exclusively in Symbol Technologies, Inc.. All intellectual property developed, originated, or prepared by Symbol Technologies, Inc. in connection with the Products remain vested exclusively in Symbol Technologies, Inc., and this Agreement does not grant to Licensee any intellectual property rights.

Portions of the Products are protected by United States patent and copyright laws, international treaty provisions, and other applicable laws. Therefore, you must treat the Products like any other copyrighted material (e.g., a book or musical recording) except that you may make one copy of the Product solely for back-up purposes. Unauthorized duplication of the Products constitutes copyright infringement, and in the United States is punishable in federal court by fine and imprisonment.

**Disclaimer.** SYMBOL TECHNOLOGIES, INC. MAKES, AND YOU RECEIVE, NO WARRANTIES OF ANY KIND, WHETHER EXPRESS, IMPLIED, STATUTORY, OR IN ANY COMMUNICATION WITH YOU. SYMBOL TECHNOLOGIES, INC. SPECIFICALLY DISCLAIMS ANY WARRANTY INCLUDING THE IMPLIED WARRANTIES OF MERCHANTABILITY, NONINFRINGEMENT, OR FITNESS FOR A PARTICULAR PURPOSE. THE PRODUCTS ARE PROVIDED "AS IS." SYMBOL TECHNOLOGIES, INC. DOES NOT WARRANT THAT THE PRODUCTS WILL MEET YOUR REQUIREMENTS, OR THAT THE OPERATION OF THE PRODUCTS WILL BE UNINTERRUPTED OR ERROR FREE, OR THAT DEFECTS IN THE PRODUCTS WILL BE CORRECTED. SYMBOL TECHNOLOGIES, INC. MAKES NO WARRANTY WITH RESPECT TO THE CORRECTNESS, ACCURACY, OR RELIABILITY OF THE PRODUCTS. Some jurisdictions do not allow the exclusion of implied warranties, so the above exclusion may not apply to you.

**Limitation of Liability.** THE TOTAL LIABILITY OF SYMBOL TECHNOLOGIES, INC. UNDER THIS AGREEMENT FOR DAMAGES SHALL NOT EXCEED THE FAIR MARKET VALUE OF THE PRODUCTS LICENSED UNDER THIS AGREEMENT. IN NO EVENT WILL SYMBOL TECHNOLOGIES, INC. BE LIABLE IN ANY WAY FOR INCIDENTAL, CONSEQUENTIAL, INDIRECT, SPECIAL OR PUNITIVE DAMAGES OF ANY NATURE, INCLUDING WITHOUT LIMITATION, LOST BUSINESS PROFITS, OR LIABILITY OR INJURY TO THIRD PERSONS, WHETHER FORESEEABLE OR NOT, REGARDLESS OF WHETHER SYMBOL TECHNOLOGIES, INC. HAS BEEN ADVISED OF THE POSSIBILITY OF SUCH DAMAGES. Some jurisdictions do not permit limitations of liability for incidental or consequential damages, so the above exclusions may not apply to you. This Limitation of Liability provision survives the termination of this Agreement and applies notwithstanding any contrary provision in this Agreement. Licensee must bring any action under this Agreement within one (1) year after the cause of action arises.

Maintenance. Unless provided for in a separate agreement, Symbol Technologies, Inc. shall not be responsible for maintenance or field service of the Products.

High Risk Activities. The Products are not fault-tolerant and are not designed, manufactured or intended for use or resale as on-line control software in hazardous environments requiring fail-safe performance, such as in the operation of nuclear facilities, aircraft navigation or communication systems, air traffic control, direct life support machines, or weapons systems, in which the failure of the Products could lead directly to death, personal injury, or severe physical or environmental damage ("High Risk Activities"). Symbol Technologies, Inc. and its suppliers specifically disclaim any express or implied warranty of fitness for High Risk Activities, and if you elect to use the Products in any High Risk Activities, you agree to indemnify, defend, and hold Symbol Technologies, Inc. harmless from and against any and all costs, damages, and losses related to that use.

U.S. Government. If you are acquiring the Products on behalf of any unit or agency of the U.S. Government, the following shall apply. Use, duplication, or disclosure of the Products is subject to the restrictions set forth in subparagraphs (c) (1) and (2) of the Commercial Computer Software - Restricted Rights clause at FAR 52.227-19 (JUNE 1987), if applicable, unless being provided to the Department of Defense. If being provided to the Department of Defense, use, duplication, or disclosure of the Products is subject to the restricted rights set forth in subparagraph (c) (1) (ii) of the Rights in Technical Data and Computer Software clause at DFARS 252.227-7013 (OCT 1988), if applicable. Products may or may not include a Restricted Rights notice, or other notice referring specifically to the terms and conditions of this Agreement. The terms and conditions of this Agreement shall each continue to apply, but only to the extent that such terms and conditions are not inconsistent with the rights provided to you under the aforementioned provisions of the FAR and DFARS, as applicable to the particular procuring agency and procurement transaction.

Governing Law. This Agreement shall be governed by the laws of the United States of America to the extent that they apply and otherwise by the laws of the State of New York without regard to its conflict of laws provisions.

Compliance with Laws. Licensee will comply with all applicable laws and regulations, including export laws and regulations of the United States. Licensee will not, without the prior authorization of Symbol Technologies, Inc. and the appropriate governmental authority of the United States, in any form export or re-export, sell or resell, ship or reship, or divert, through direct or indirect means, any item or technical data or direct or indirect products sold or otherwise furnished to any person within any territory for which the United States Government or any of its agencies at the time of the action, requires an export license or other governmental approval. Violation of this provision will be a material breach of this Agreement, permitting immediate termination by Symbol Technologies, Inc..

**Third Party Software.** The Products may contain one or more items of Third-Party Software. The terms of this Agreement govern your use of any Third-Party Software UNLESS A SEPARATE THIRD-PARTY SOFTWARE LICENSE IS INCLUDED, IN WHICH CASE YOUR USE OF THE THIRD-PARTY SOFTWARE WILL THEN BE GOVERNED BY THE SEPARATE THIRD-PARTY LICENSE.

**Open Source Software.** The Products may contain one or more items of Open Source Software. Open Source Software is software covered by a publicly available license governed solely under Copyright law, whereas the complete terms and obligations of such license attach to a licensee solely through the act of copying, using and/or distribution of the licensed software, such obligations often include one or more of attribution obligations, distribution obligations, copyleft obligations, and intellectual property encumbrances. The use of any Open Source Software is subject to the terms and conditions of this Agreement as well as the terms and conditions of the corresponding license of each Open Source Software package. If there is a conflict between the terms and conditions of this Agreement and the terms and conditions of the Open Source Software license, the applicable Open Source Software license will take precedence. Copies of the licenses for the included Open Source Software, if any, as well as their attributions, acknowledgements, and software information details, are provided in the electronic copy of this Agreement, which is available in the Legal Notices or README file associated with the Product. Symbol Technologies, Inc. is required to reproduce the software licenses, acknowledgments and copyright notices as provided by the authors and owners, thus, all such information is provided in its native language form, without modification or translation.

Depending on the license terms of the specific Open Source Software, source code may not be provided. Please reference and review the entire Open Source Software information to identify which Open Source Software packages have source code provided or available. For instructions on how to obtain a copy of any source code made publicly available by Symbol Technologies, Inc. related to Open Source Software distributed by Symbol Technologies, Inc., you may send your request (including the Symbol Technologies, Inc. Product name and version, along with the Open Source Software specifics) in writing to: Zebra Technologies Corporation, Open Source Software Management, One Motorola Plaza, Holtsville, NY 11742 USA.

Zebra and the stylized Zebra head are trademarks of ZIH Corp., registered in many jurisdictions worldwide. All other trademarks are the property of their respective owners.

©2016 Symbol Technologies LLC, a subsidiary of Zebra Technologies Corporation. All rights reserved.



Zebra Technologies Corporation  
Lincolnshire, IL U.S.A.  
<http://www.zebra.com>

Zebra and the stylized Zebra head are trademarks of ZIH Corp., registered in many jurisdictions worldwide. All other trademarks are the property of their respective owners.

©2016 Symbol Technologies LLC, a subsidiary of Zebra Technologies Corporation.  
All rights reserved.



MN000511A03 Revision A - June 2016

